


My Birds

Dominique Gallet

Excerpts from the presentation.

*How one small yellow bird opened my eyes and heart
and began my photographic journey with birds.*

May 4, 2016





Dominique brought feeders into her yard and arranged them to provide good backgrounds for her shots.









She also left bare branches on the trees in her yard to provide good, natural resting places for her subjects.






Often inclement weather or less than perfect conditions can yield strong results.





Adding natural feeder flowers to her yard helped attract her subjects.

A close-up photograph of a young, fluffy bird chick, possibly a duckling, sitting in a shallow pool of water. The chick has brown feathers on its head and neck, and white feathers on its body. It has a dark eye and a small beak. The water is clear, and the chick's reflection is visible. The background is a textured, light-colored surface, possibly concrete or stone.


Dominique advises us to keep feeders and
bird baths clean.



© Dominique Gallet



It takes time, but wait for unusual behavior or postures.



Dominique says she always wears the same hat when in her garden photographing. The birds become used to seeing her there and allow some close encounters.





Watching for the best light makes for powerful shots.





Here's a case where the position of the feeder near her window allowed for the narrow depth of field to take the background completely out of the picture.












This injured hummer tells an authentic nature story.




© Dominique Gallet



Sometimes excess noise from super-high ISO values can add texture and a painterly effect to the image.

Pay attention to the possible perches and be ready to go when your visitors arrive.











Dominique's curiosity led her to discover that the acorn woodpecker on the left is the female. Girls generally are the ones with bangs, right?













The End